

H932 & H952

Load Trending and Control Relay
in One Package



Hawkeye™

The Hawkeye 932 and 952 Series provide accurate load trending information with a proportional 0 to 5 Vdc output signal. This feature combined with an integrated command relay makes these products ideal for start/stop and status monitoring of motors.

The relay is fully isolated from the current sensor, and all relay connections are externally available for maximum flexibility.

SPECIFICATIONS

Sensor Power	Induced from monitored conductor
Insulation Class	600 Vac RMS
Frequency Range	50/60 Hz
Temperature Range	-15 to 60 °C (5 to 140 °F)
Humidity Range	10 to 90% RH non-condensing
Accuracy	±2% F.S. from 10% to 100% (selected range)
Response Time	2 sec.
Terminal Block Wire Size	24 to 14 AWG (0.2 to 2.1 mm ²)
Terminal Block Torque	3.5 to 4.4 in-lbs (0.4 to 0.5 N-m)

WARRANTY

Limited Warranty	5 years
------------------	---------

AGENCY APPROVALS

Agency Approvals	UL 508 open device listing, CAT III, Pollution Degree 2, basic insulation
------------------	---



Note: Do not use LED status indicators as evidence of applied voltage

Self-powered

Self-powered analog current transducer with integral start/stop command relay

Saves time

Reduces the number of installed components...saves time and space

Retrofit

Self-gripping, split-core design for fast retrofit installation...no need to remove conductor

APPLICATIONS

- Load trending
- Motor control
- Fan/pump status

Reduces installation

One device to install for start/stop and status

No external power

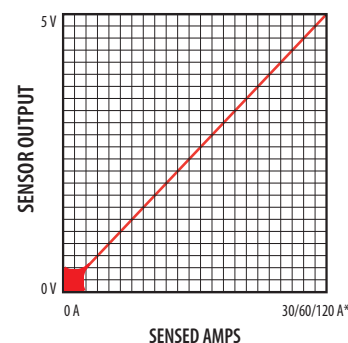
No external power required for current sensor

Increased flexibility

Selectable factory calibrated ranges up to 120 A for increased flexibility and resolution

EXAMPLE LINEAR OUTPUT

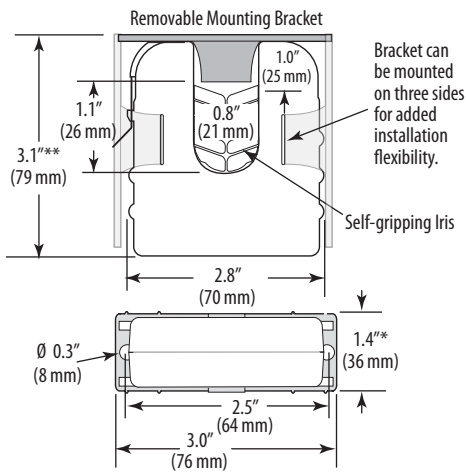
Scale software as shown



*Factory calibrated ranges selected with the amperage range switch

H932/H952

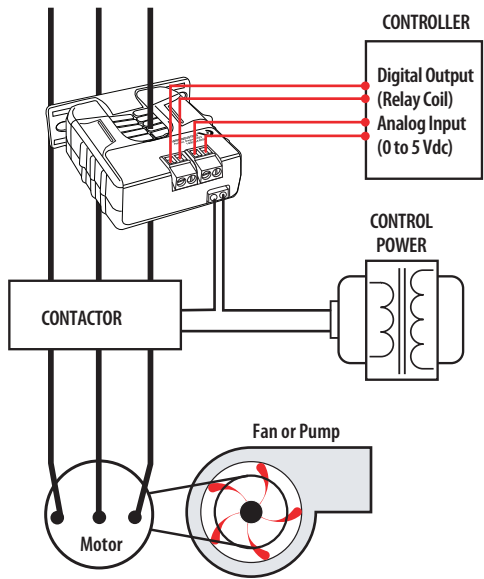
Dimensional Drawing



* Terminal block may extend up to 1/8" over the height dimensions shown.
** Slide switch may extend up to 1/4" over the height dimensions shown.

TRENDING & CONTROLLING MOTOR LOADS
WITH THE HAWKEYE 932

Wiring Diagram



RELAY CONTACT RATINGS (N.O.)

Resistive	5 A @ 250 Vac, 30 Vdc
	5 A @ 30 Vac, 30 Vdc
Inductive	2 A @ 250 Vac, 30 Vdc
	2 A @ 30 Vac, 30 Vdc

TYPICAL COIL PERFORMANCE

Voltage	AC	DC
24 (H932)	15	15
12 (H952)		20
Pull In Voltage (H952 only)		
12 Vdc		8.4 Vdc
Drop Out Voltage (H952 only)		
12 Vdc		3.0 Vdc

ORDERING INFORMATION

MODEL	AMPERAGE RANGE	SENSOR OUTPUT	RELAY TYPE	RELAY COIL	HOUSING	UL
H932	0 to 30/60/120 A	0 to 5 Vdc	SPST, N.O.	24 Vac/dc	Split-core	•
H952				12 Vdc		•

